

ODL ON HAND™
Store • Organize • Create

In-Door Storage and Communication System



Store. Organize. Create.

Make the art of storing, organizing, and creating easier... and a lot more fun.

Do you have more to store and less space to do it in? Finding that supplies aren't located where you need them to be? Making do with clumsy storage products that get in the way? Is your refrigerator door becoming a photo album and family calendar?

Imagine having supplies where you need them to be located, increasing storage space without taking up valuable living space, and having a system that organizes you and your family the way you want—with some creativity thrown in.



Introducing a better way to organize your home.

ON HAND provides solutions to your storage challenges. It turns an interior door into a storage and communication center with all the function and convenience you need. It lets you keep items close to where you need them. It lets you organize the storage system that works best for you. It gives you and your family an easy, fun way to display and communicate. And it does all of that without taking up precious space.

It's as simple as starting with ON HAND.



ON HAND OFFERS FLEXIBLE, convenient storage on one side of an interior door, and décor and communication on the other.







Store



ON HAND is perfect for kitchen pantry applications and beyond.


Design a storage system that keeps everything in its place.

On HAND's storage cabinet is a system of shelves, support bar, and hooks that work together to hold items of countless types and sizes.

The shelves are reversible, with a lower and taller side to hold items of differing heights. The support bar and hooks hang lightweight items. Support bars can also be used to keep taller items in place.

In a pantry, shelves store large soup-style cans as well as taller packaged products. In other places in your home, shelves can store craft items, cleaning products, and office supplies –a myriad of possibilities.





ON HAND shelves, support bar, and hooks work together to keep you organized.

Organize



ON HAND is designed
to give you flexibility.

Create the organization method that works best for you.

Too often, storage products dictate how you use them. With ON HAND, the options for adjusting and customizing are as wide open as the things you need to store and the ways you want to organize them.

Four shelves, a support, and three hooks come with ON HAND. But adding more components or using fewer is entirely up to you. If you're storing tall items, take out a shelf. If you're organizing small items, add more shelves for compact storage. Hooks organize keys, jewelry, and dog leashes. The shelves, support bar, and hooks can all be easily rearranged over and over again.

Cluttered spaces become organized storage spaces, arranged exactly the way you like.

Create ... and Communicate




ON HAND's activity panel is an artist's canvas and a communication hub.

Display and communicate what's important to your family.

ON HAND's activity panel is your home's 'communication central.' Choose one of the activity panel options: the writable, erasable glass marker board with the deco display board or the magnetic chalkboard. Either offers you an approach for creative expression and communication.

To decorate the deco board, simply remove the glass marker board activity panel and engage your imagination. Create a visible scrapbook, a seasonally themed display, a photo album, a doodle board—the options are limitless.



ON HAND reflects the heart of your family.



Store, organize, and create... anywhere in your home.

Where you have interior doors, you have new possibilities.

ON HAND is designed for customization, so you can decide the best storage and décor approach for any number of places throughout your home. A kitchen pantry, craft room, bedroom, closet, linen closet, laundry room, and basement door are all perfect for ON HAND.

ON HAND lets you take an interior door and transform it into much, much more.



How it works

Here is what you'll need to get started storing, organizing, and creating. As your needs change, you can reorganize components and also purchase additional ones. Installation instructions and hardware are included, so you have the option to make it a DIY project or contract the installation.

Begin by choosing the configuration that is right for your installation. Select the ON HAND Door Assembly if you require both a pre-hung door unit and the ON HAND In-door Storage and Communication System.

If you already have a solid core interior door, then only the ON HAND In-door Storage and Communication System will be needed to complete your installation.

ON HAND Door Assembly includes a pre-hung door and an ON HAND In-Door Storage and Communication System.

System Components:

- (a) Cabinet
- (b) Cabinet Backer
- (c) Cassette Frame
- (d) 4 Shelves
- (e) 1 Support Bar
- (f) 3 Hooks

- (g-1) Glass Marker Board Activity Panel

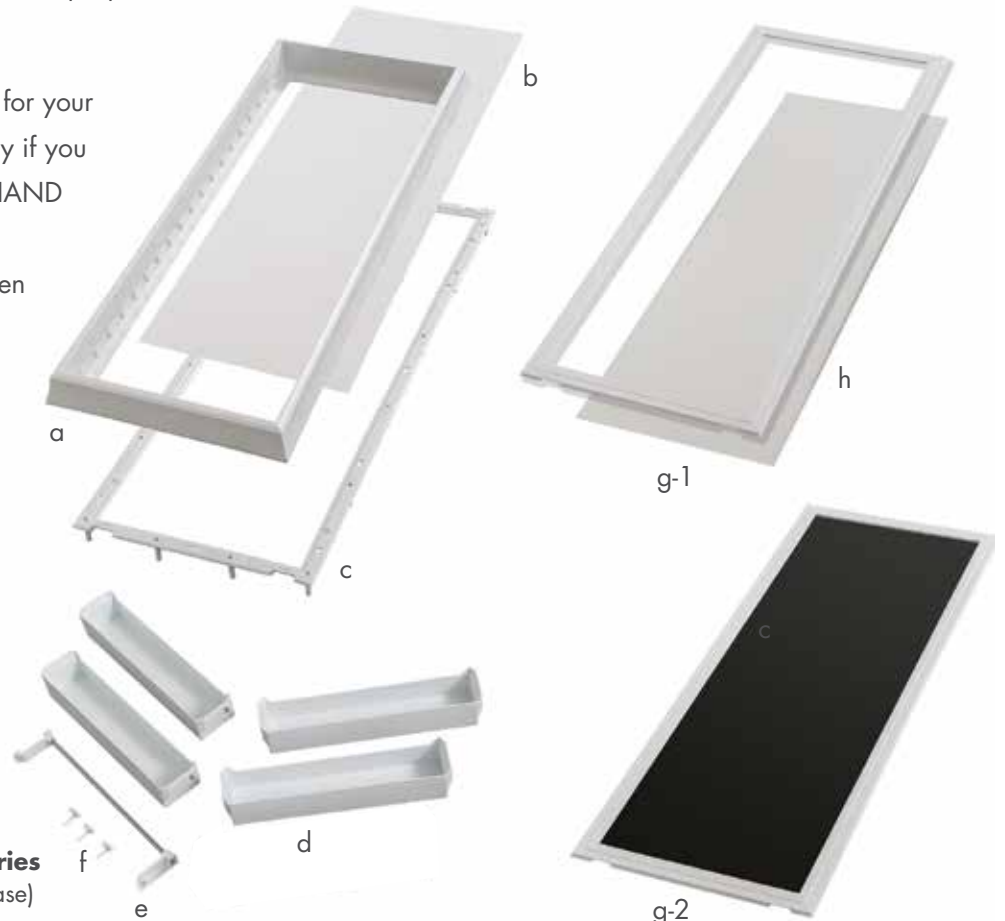
or

- (g-2) Magnetic Chalkboard Activity Panel

- (h) Deco Board

Optional Accessories (for individual purchase)

- Shelves
- Support Bar Assembly with Hooks
- Hooks (3 per package)
- Deco Boards (3 per package)
- Glass Marker Board Activity Panel
- Magnetic Chalkboard Activity Panel



Putting It Together

Putting together your ON HAND door assembly couldn't be easier. It starts with selecting the pre-hung door unit that is right for you and then choosing either the Glass Marker Board or the Magnetic Chalk Board system. With this winning combination you are now ready to store, organize, and create.



Pre-Hung Door Assembly



ON HAND In-door Storage and
Communication System

Door assembly details

Door Considerations:

ON HAND is designed to fit in any 1 3/8" thick flush, side-hinged, solid-core door that is a minimum of 28" wide and 55" high. A specially reinforced hollow core door can also support ON HAND.

You can reverse the storage cabinet and activity panel, changing the side of the door on which they are placed. ON HAND does not work in 28" or 30" doors with lever handles.

Door Configurations:

The ON HAND solid core interior door is a standard 6'8" high, 1 3/8" thick, and is offered in 28", 30", 32", 34", and 36" widths to fit your frame opening. The pre-hung door jamb comes in either a 4 9/16" flat or split version. The pre-hung split jamb version includes the door casing. Use the split jamb unit for doorways greater than 4 9/16" thick from edge to edge. The door can be hinged on the right or left. A doorknob hole is drilled, but no knob hardware is included. Lever door handles can be used with ON HAND, but only on doors wider than 30".



Pre-Hung Flat Jamb Door Solution



Pre-Hung Split Jamb Door Solution with Casing

A few important details

Finishes:

The door comes primed in a white smooth finish for painting. Hinges come in brass, nickel, and patina finishes. The activity panel frame comes with an easy-to-clean, maintenance-free white finish. You can also paint the frame to match your door or décor.



Brass



Nickel



Patina



Glass Marker Board



Magnetic Chalkboard

Materials and Use:

Shelves are 3 3/8" deep. Each shelf supports up to 10 pounds. The overall unit supports up to 50 pounds. Hooks hold 1 pound each. The support bar supports up to 5 pounds.

Cleaning:

ON HAND can be cleaned with a soft cloth and mild soap or a glass cleaning solution.

The dry-erase glass marker board can be cleaned with paper towels, a soft cloth, or an eraser.

Ready for use

Pre-hung flat jamb door unit with ON HAND™
In-Door Storage & Communication System



Pre-hung split jamb door unit with ON HAND™
In-Door Storage & Communication System



Warranty

Pre-hung door warranted for 1 year.

OnHand In-door Storage and Communication System warranted for 5 years.



Building Value
Into Building Products®

215 East Roosevelt Ave., Zeeland, MI 49464 USA
65 Courtland Ave., Vaughan, ONT L4K 3T1 CA
1 Brook Road, Bootle, Liverpool, England L20 4XP UK
800.253.3900 www.odl.com

ON HAND™ is a trademark of ODL, Inc., Zeeland Michigan



SCAN WITH YOUR
SMARTPHONE or go to
odl.com/onhand

213175 (9/13)